

## Quick Guide to Sn@P Numeracy Assessment

**Completion of the Sn@P numeracy assessment is an essential part of the application process for a Non-Medical Prescribing (NMP) course.**

To progress your Non-Medical Prescribing application you must achieve an 80% score on the Sn@P assessment. This is to demonstrate you have the required level of numeracy skills to complete the numeracy and calculations elements of the NMP course.

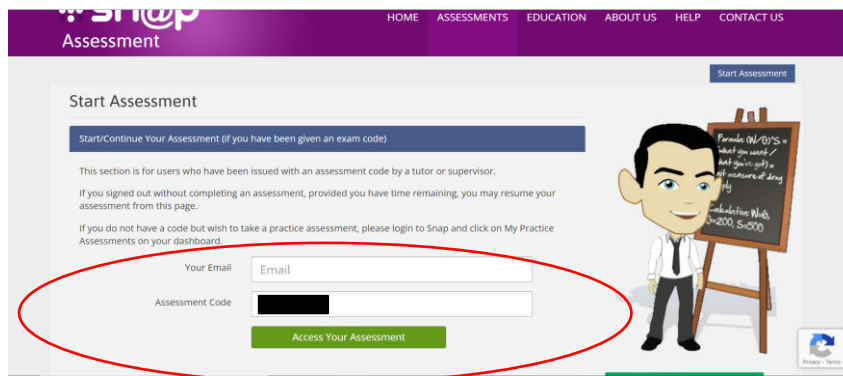
Before starting your Sn@P assessment it is recommended to first prepare for the assessment by using the Sn@P development resources and undertaking the practice assessments.

Your training hub locality lead will register you for the Sn@P development resources and practice assessments. You will therefore receive two emails:

- One of the emails is an activation email from [noreply@snap-ae.com](mailto:noreply@snap-ae.com), where you will need to click on the link to access the free development resources and practice assessments.
- The second email will have the assessment link. Only open up the assessment link when you are ready to start the final assessment.

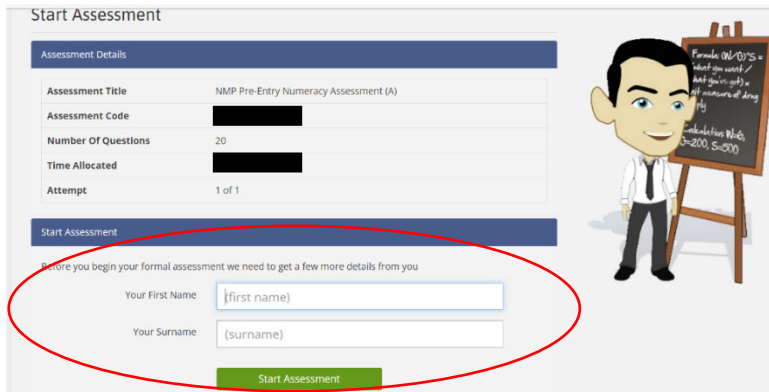
### Sn@P Assessment

Once you have been nominated for the Sn@P numeracy assessment by your training hub locality lead, you will receive a link, via email, which will allow you to access the assessment. To access the assessment click on the link in the email. Clicking on the link will take you to the following webpage:



Enter the email address the assessment link was sent to in the 'Your Email' section and click 'Access Your Assessment.' Please note: the 'Assessment Code' box should already be completed.

Before starting your assessment, you will be prompted to provide additional details as per the screenshot below.



**Start Assessment**

Assessment Details

Assessment Title	NMP Pre-Entry Numeracy Assessment (A)
Assessment Code	[REDACTED]
Number Of Questions	20
Time Allocated	[REDACTED]
Attempt	1 of 1

Start Assessment

Before you begin your formal assessment we need to get a few more details from you

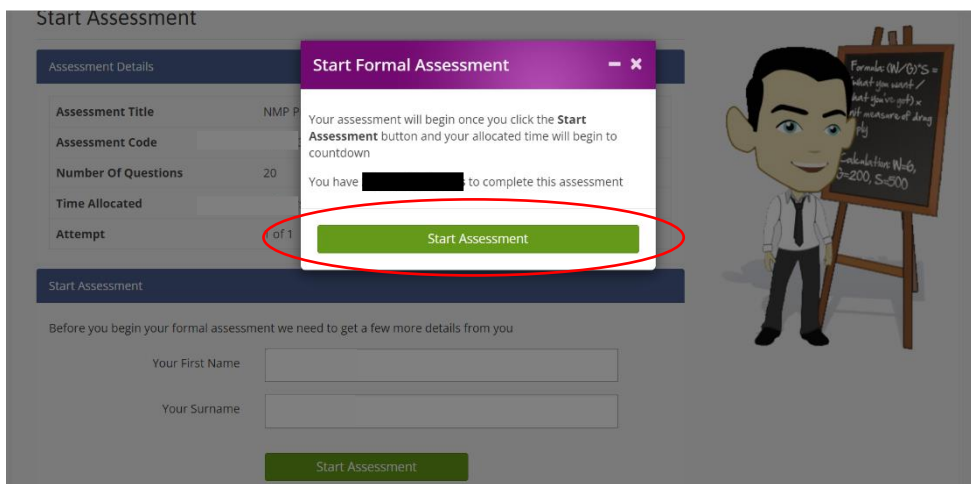
Your First Name

Your Surname

**Start Assessment**

Complete all fields and then click 'Start Assessment.'

You will be prompted again to confirm that you wish to start the assessment:



**Start Assessment**

Assessment Details

Assessment Title	NMP P
Assessment Code	[REDACTED]
Number Of Questions	20
Time Allocated	[REDACTED]
Attempt	1 of 1

Start Assessment

Before you begin your formal assessment we need to get a few more details from you

Your First Name

Your Surname

**Start Assessment**

**Start Formal Assessment**

Your assessment will begin once you click the **Start Assessment** button and your allocated time will begin to countdown

You have [REDACTED] to complete this assessment

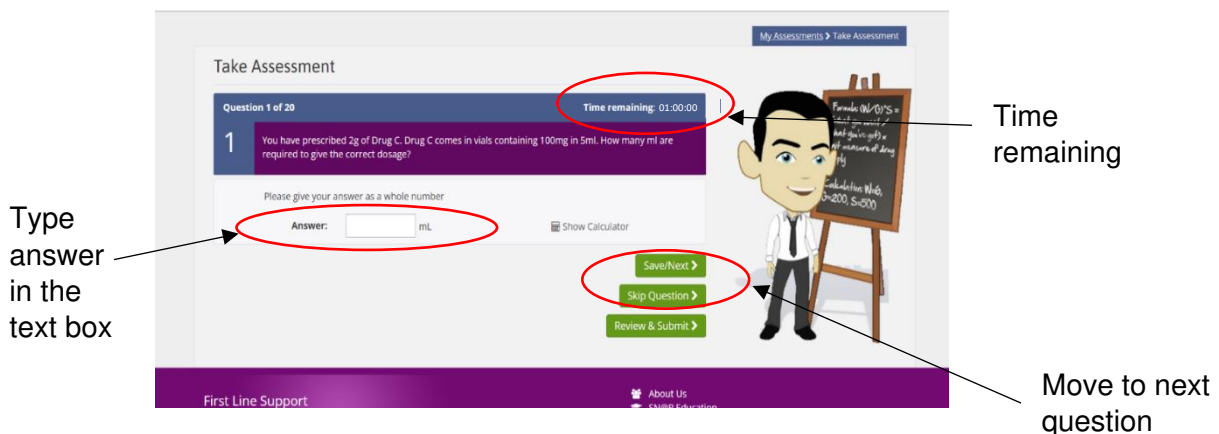
**Start Assessment**

**Once you are ready** click on the 'Start Assessment' button to start the formal assessment.

You will have **one hour** to complete 20 questions. Work through each question in sequence.

Use the 'Save/Next' button to move onto the next question, or 'Skip Question' if you wish to come back to the question later.

The time remaining will be shown in the top right-hand corner of the screen:



**Take Assessment**

My Assessments > Take Assessment

Question 1 of 20

**Time remaining: 01:00:00**

1 You have prescribed 2g of Drug C. Drug C comes in vials containing 100mg in 5ml. How many ml are required to give the correct dosage?

Please give your answer as a whole number

Answer:  ml

Show Calculator

**Save/Next**

Skip Question

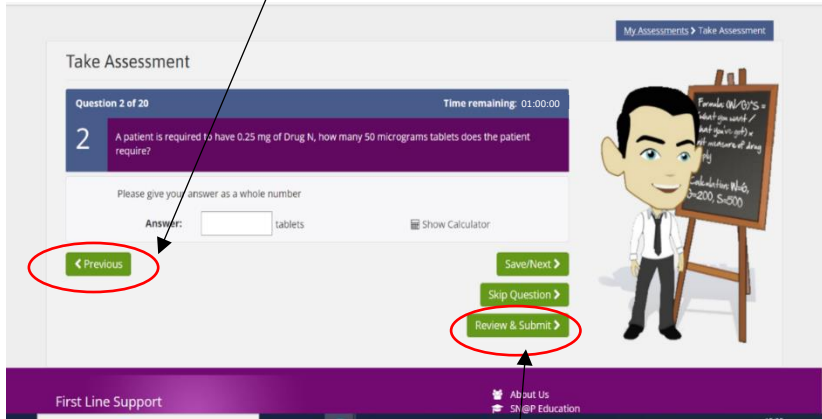
Review & Submit

Time remaining

Type answer in the text box

Move to next question

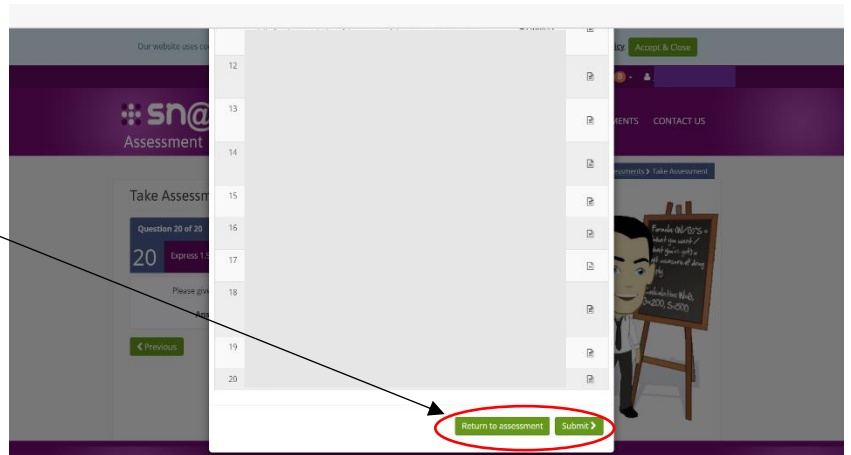
After the first question, a 'Previous' button will also appear. Click this to move back to a previous question:



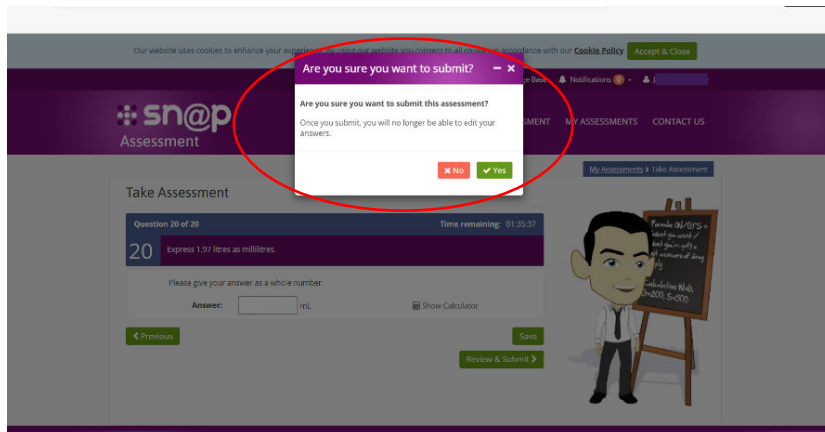
Once all questions have been answered, click 'Review and Submit.' Clicking 'Review and Submit' will allow you to review all your questions and answers.

It is important you check through your answers prior to submitting your assessment. To make amendments to any answered question click 'Return to assessment'.

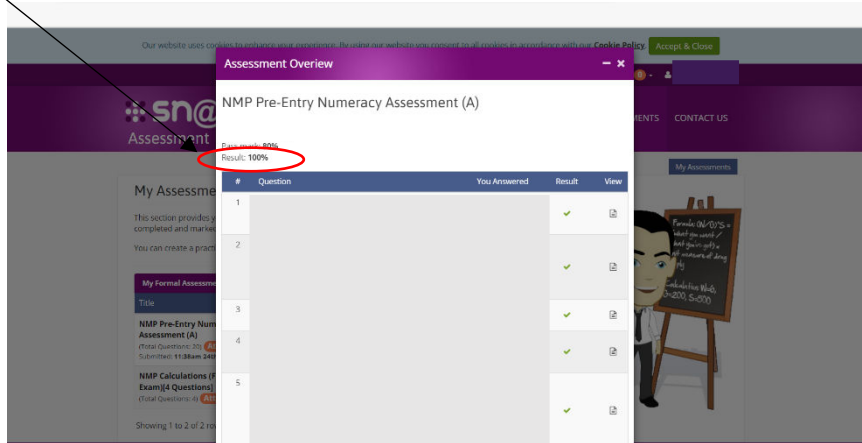
Click 'Submit' if you are happy with your answers and would like to submit your assessment.



You will be prompted again to confirm that you wish to submit the assessment:



Following submission, you will be presented with your assessment overview, alongside an overall mark. A copy of this will also be emailed to you and the training hub locality lead.



You can download your pass certificate

